

## PSSu BP-C 2/16 S

312630



Base module for I/O electronic module periphery single width, 16 terminals with screw connection, C-rail.

### Technical details

|                   |                        |
|-------------------|------------------------|
| Certifications:   | CE;cULus Listed;BG;TÜV |
| Terminal type:    | Screw terminal         |
| Width dimension:  | 25.2 mm                |
| Height dimension: | 129.0 mm               |
| Gross weight:     | 109 g                  |
| Net weight:       | 94 g                   |

### Optional accessories



312900

PSSu A ET (10 pcs.)



312901

PSSu A ETM (2 pcs.)



312902

PSSu A EC



312949

PSSu A ET PE (10 pcs.)



312950

PSSu A ME0 (10x6 pcs.)



312951

PSSu A ME1 (10x6 pcs.)



312952

PSSu A ME2 (10x6 pcs.)



312953

PSSu A ME3 (10x6 pcs.)



312954

PSSu A ME4 (10x6 pcs.)



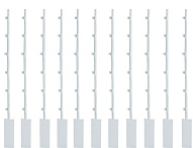
312955

PSSu A ME5 (10x6 pcs.)



312956

PSSu A ME5 (10x6 pcs.)




312957

PSSu A ME7 (10x6 pcs.)



312958

PSSu A LA0 (10 x 108 pcs.)




312959

PSSu A LA1 (10x50 pcs.)



312960

PSSu A LA2 ( 10x50 pcs.)



312961

PSSu A LA3 (10x50 pcs.)



312962

PSSu A LA4 (10x50 pcs.)



312963

PSSu A SH S (10 pcs.)



312964

PSSu A SH T (10 pcs.)



312967

PSSu A LA0.1 (10 x 108 pcs.)