

PSSu BP-C1 1/12 S-T

314622



Base module for I/O electronic module periphery single width, 12 terminals with screw connection, C-rail, ext. temp.

Technical details

Gross weight:	79 g
Net weight:	66 g

Optional accessories



312900

PSSu A ET (10 pcs.)



312901

PSSu A ETM (2 pcs.)



312949

PSSu A ET PE (10 pcs.)



312950

PSSu A ME0 (10x6 pcs.)



312951

PSSu A ME1 (10x6 pcs.)



312952

PSSu A ME2 (10x6 pcs.)



312953

PSSu A ME3 (10x6 pcs.)



312954

PSSu A ME4 (10x6 pcs.)




312955

PSSu A ME5 (10x6 pcs.)



312956

PSSu A ME5 (10x6 pcs.)



312957

PSSu A ME7 (10x6 pcs.)



312958

PSSu A LA0 (10 x 108 pcs.)




312959

PSSu A LA1 (10x50 pcs.)




312960

PSSu A LA2 (10x50 pcs.)



312961

PSSu A LA3 (10x50 pcs.)



312962

PSSu A LA4 (10x50 pcs.)



312963

PSSu A SH S (10 pcs.)



312964

PSSu A SH T (10 pcs.)



312967

PSSu A LA0.1 (10 x 108 pcs.)



314902

PSSu A EC-T